**REF.**

LENS CR M BK LED  
 LENS CR M IV LED  
 LENS CR M BN LED  
 LENS CR M GD LED  
 LENS CR M CO LED

**LIGHT SOURCE**

Class II  

230V: Dimmable

**Driver:**

Constant Voltage 24V

**LED Integrated:**

Led module  
 Energy class A\*

3.000K, CRI>90, 10W, 50-60Hz, 172 lm\*

\*Measurements obtained by theoretical calculations at LZF using ivory white shades. Veneer Ref: 20 Ivory White.

**PACKAGING**

Box Size: 69 × 33 × 8 cm

Box Volume: 0,02 m<sup>3</sup>

Weight: Gross - 5,3 Kg | Net - 2,3 Kg

**MATERIALS & COMPONENTS**







Wood Veneer Shade

Metal Ring, Stem & Base

Black Electrical Cable with Dimming Switch: 145 cm

Plug-in Driver

**FINISHES****WOOD VENEER**

- |   |  |
|---|--|
|  20 Ivory White    |  28 Blue      |
|  21 Natural Cherry |  29 Grey      |
|  22 Natural Beech  |  33 Pale Rose |

**METAL**

\*On Request

- |   |  |
|---|--|
|  IV-Matt Ivory |  *BN-Black Nickel |
|  BK-Matt Black |  *GD-Gold         |
|   |  *CO-Cooper       |