**REF.**

NWAV S LED DIM UL

**LIGHT SOURCE**

120 - 277V: Dimmable 0-10V &amp; TRIAC

**Driver:**

Constant Current 440mA

**LED Integrated:**

Led module

2700K, CRI&gt;90, 16W, 50-60Hz, 726 lm\*

4.000K, CRI&gt;90, 16W, 50-60Hz, 840 lm\*

\*Measurements taken using Blue exterior &amp; Yellow interior.

Veneer Ref: 28 Blue &amp; 24 Yellow

**PACKAGING**

Box size: 48 x 12 x 13"

Box volume: 4,5 ft<sup>3</sup>

Weight: Gross - 13,2 Lb | Net - 6,2 Lb

**MATERIALS & COMPONENTS**

Wood Veneer Shade

White Metal Structure

Nickel Metal Canopy: 14 x 4,6 x 2"







4 Steel Cables: 8 ft drop

Transparent Electrical Cable: 8 ft drop

**FINISHES****WOOD VENEER COMBINATIONS**

Exterior

Interior

 21 Natural Cherry	with	 20 Ivory White
 26 Red	with	 24 Yellow
 28 Blue	with	 24 Yellow